

2025

603236

上

2025

2025

2025

5.50

2025

2025 8 28

2025

2025 8 22

2025-047

10

2025

10

3.8

10

4

..... 5

..... 6

..... 11

..... 41

..... 57

..... 79

..... 87

..... 87

—

		2025 1 1 -2025 12 31
3GPP		Third Generation Partnership Project
LTE		Long Term Evolution,
LTE-A		LTE-Advanced
LPWA		Low-Power Wide-Area
IoT		Internet of Things,
GNSS		Global Navigation Satellite System,
BT		Bluetooth
NR		New Radio
RTK		Real-Time Kinematic
FWA		Fixed Wireless Access
UWB		Ultra-Wideband
CPE		Customer Premises Equipment
ASIL-B		Automotive Safety Integrity Level B B
IMU		Inertial Measurement Unit
DR		Dead Reckoning
XR		Extended Reality
PDA		Personal Digital Assistant
BMS		Battery Management System
PCBA		Printed Circuit Board Assembly
MOB		Module on Board
COB		Chip on Board
NTN		Non-Terrestrial Networks
5G RedCap		5G Reduced Capability 5G
5G R16		3GPP Release 16 5G
TSN		Time-Sensitive Networking
RTC		Real-Time Communication
AR		Augmented Reality,
VR		Virtual Reality,
5G-A		5G-Advanced 5G
SiP		System in Package
SoC		System on Chip
LXC		Linux Containers Linux
TCU		Telematics Control Unit
Sub-G		Sub-GHz Sub-1 GHz 1 GHz IoT

OTA		Over-the-Air
C-V2X		Cellular Vehicle-to-Everything
D2C		Direct-to-Cell
DSDA		Dual SIM Dual Active
AEC-Q Grade2		AEC-Q100 Grade 2 IC
ODU		Outdoor Unit
ISM		Industrial, Scientific and Medical (Band)
Small cell		
		Quectel Wireless Solutions HK Co., Limited
		QUECTEL WIRELESS SOLUTIONS NORTH AMERICA CORP.
		Quectel Wireless Solutions USA, Inc.
		Quectel Research & Development Center Europe Co. doo Beograd-Novi Beograd
Quectel Technologies		Quectel Technologies Company Limited
Engedi		Engedi Technologies Group Limited
		QUECTEL IOT TECHNOLOGIES PTE. LTD.
		QUECTEL BRASIL COMERCIO DE PRODUTOS DE TELECOMUNICACOES LTDA
Quectel Connectivity		Quectel Connectivity Solutions doo Beograd
Ikotek USA		Ikotek USA, Inc.
Ikotek		Ikotek Inc.
		Quectel Wireless Solutions Australia Pty Ltd
		Quectel Wireless Solutions Penang Sdn. Bhd.
		Acceleronix B.V.
IOTRONIX		IOTRONIX TECHNOLOGIES SDN. BHD.

2025

	Quectel Wireless Solutions Co.,Ltd.
	Quectel

288

8

2025

30.31%

69.74%

43.50%

42.30%

()

()

()

2025

2025

-43,564,126.00

28,846,274.46

1'030'0

2.3



	2025	2024	(%)	2023
	839,738,531.57	597,011,732.50	40.66	108,490,093.21

	412,206,510.62	390,583,736.13	-21,622,774.49	
	38,497,073.14	61,910,121.24	23,413,048.10	
	450,703,583.76	452,493,857.37	1,790,273.61	

三 与

5G/4G/3G/2G/LPWA
Fi&BT) GNSS

IoT
5G/4G/ AI (Wi-

&

&

ODM “1+N”
“ + + ”
AI

AI
“ ® ®

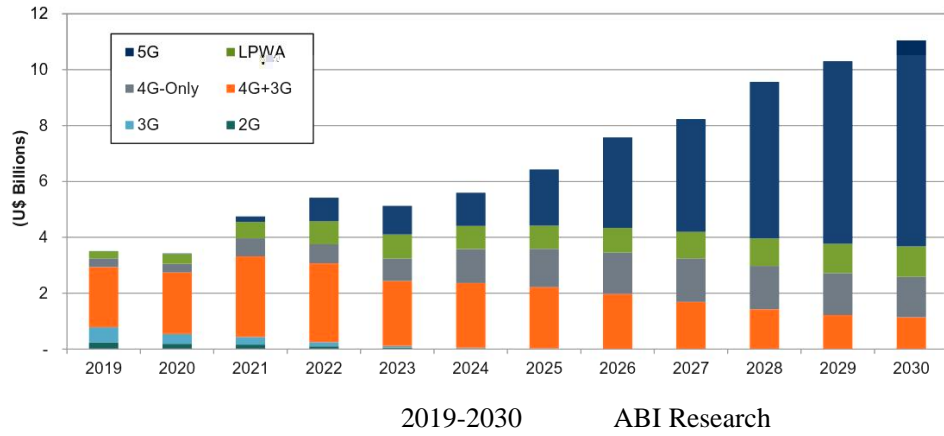


 <h3>智慧交通</h3> <ul style="list-style-type: none">车联网车路协同车辆追踪资产追踪船舶追踪	 <h3>智慧能源</h3> <ul style="list-style-type: none">智能电网气表水表热表	 <h3>金融支付</h3> <ul style="list-style-type: none">无线POS机收银机ATM机自动贩卖机自动充值机
 <h3>智慧城市</h3> <ul style="list-style-type: none">路灯交通信号灯共享经济智能停车场咪表	 <h3>无线网关</h3> <ul style="list-style-type: none">道路收费系统数字指示牌广告板智能垃圾箱LED景观灯控制	 <h3>智慧农业 & 环境监测</h3> <ul style="list-style-type: none">传输单元 DTU民用路由器工业路由器VOIP 设备服务器Wi-Fi 热点食品溯源农田监测农田灌溉农机管理野生动物保护气象站环境监测
 <h3>智慧工业</h3>	 <h3>智慧生活 & 医疗健康</h3>	 <h3>智能安全</h3>

2025

13. 223 2031 471 2025 2031 2025 CAGR

2025



5G C-V2X

5G 5G RedCap

AI

AI

5G

LXC

AI

ABI Research

2025

2030

2026 CES

2024

450

1107

2030

753.66

CAGR

1300

13.8%

196.14

AS/RS

42%

AI

2030

2024

13

70

CAGR

27.5%

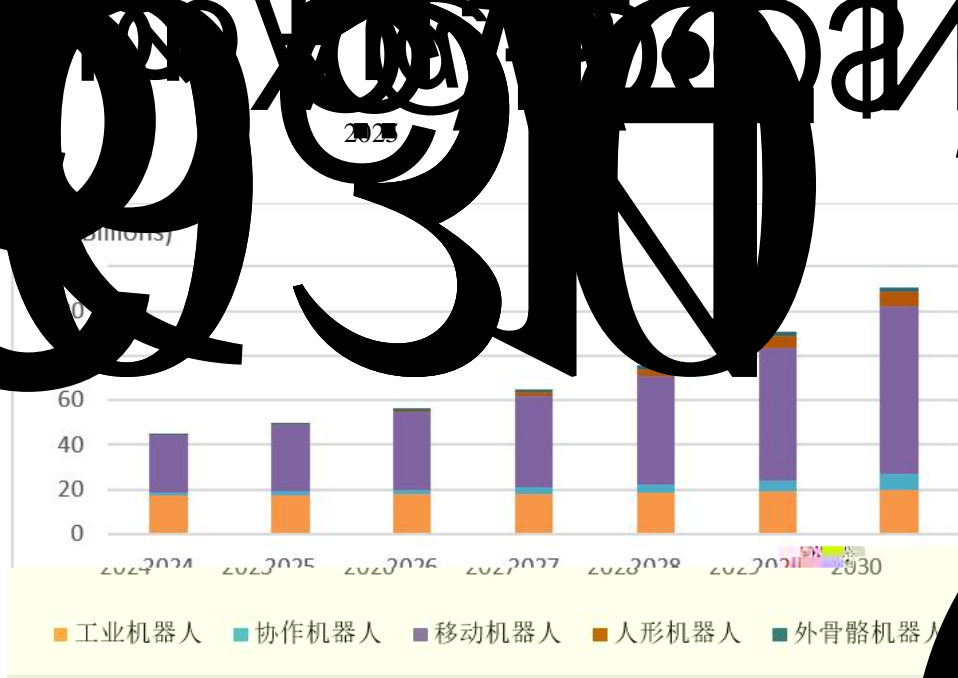
AI

CAGR


137.7%

2030

65



2024-2030 ABI Research



Insights


2024

3.102

GI

2025

2025 2025
 19.51 8.02% 16.95%
 6,102 68.13%




NTN 3GPP XR 6G ETSI
 5G V2X / 3GPP 5G 63
 600 778 327
 327

AI Wi-Fi/ GNSS 5G/4G/3G/2G/LPWA
 2025 AI AI+RTC
 EC800M-CN 4G DSP AI RTC
 + LTE D2C
 EC800Z-CN 4G

2025 5G 5G AI
 5G R16 DeepSeek-R1 RG620UA-EU TSN
 3GPP R18 Wi-Fi 8 RG660MK NPU
 AI AI RG255G 5G RedCap
 GL 5G RedCap GCF FCC CE RG255C-

/



020

Zigbee Thread LoRaWAN
Wi-Fi 7

5G 4G

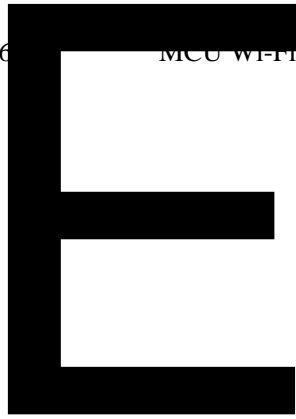
GNSS

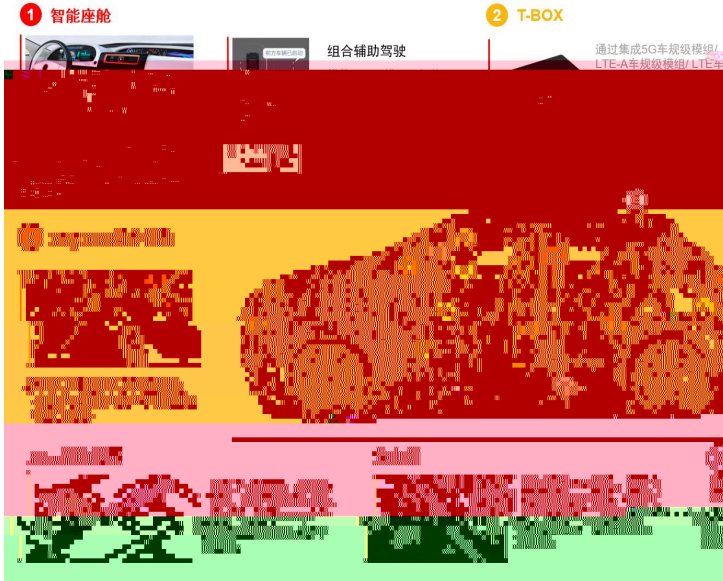
Wi-Fi

FCM6

MCU Wi-Fi

AI





ISO/SAE 21434

R155/R156

16949 d.o.d

eCall

LTE -A

AG35

AG52xR

AG59xE/H AG56xN

5G

DSDA/5G-A

AR588M V2X

V2

“

LTE A

AI



2025

2026

AlgoStore

AI Playground

AI

+AI

+AI

+

AI

AI

2025

AI

AR

2026

5G+AI+AR

1

®

®

AI

2025



ODM

IoT

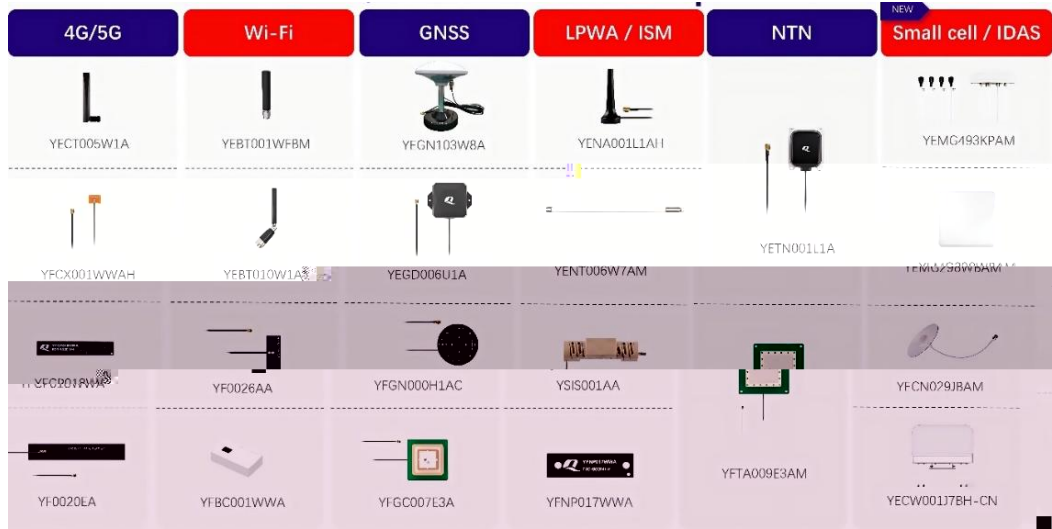
1
2025

5G

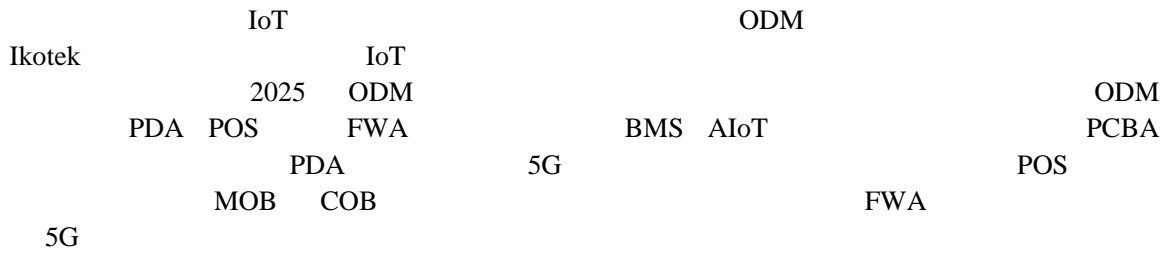
5G

ODU

2026



2 ODM



ikotek
您可信赖的物联网ODM合作伙伴

智能表计
用于电表 / 燃气表 / 水表等能源计量

无线网关
4G / 5G / 轻量化 5G (RedCap) 路由器 / OPE / 室内单元 / 室外单元 / 热点设备

AIoT-嵌入式
AIoT 产品方案 / RFP / AI 边缘计算 / SDK / M2M 的相关硬件产品

追踪器/数传单元
车联网 / 工业 / 物流 / 农业 / 渔业 / 畜牧业 / 个人定位 / 运动追踪

PDA/POS
工业 PDA / 手持终端 / POS / 移动支付终端

两轮生态
OEM / ODM 方案 / 4G/5G 通信 / 骑行 / 安全设备

AIoT-智能
智能 AIoT 产品



2025

TM

500

2025


AI+IoT

AIoT

/

2025

App OEM App App SDK
SaaS
AI



TM

2025 12
AI

2025 7

Wind ESG ESG A
ESG AA

AI

ODM AI

ODM
RTK

/

2025

AI

AI

AI

+

EMS

150

15,000

17,000

8,700

2025

	-5,019.59	2.96	-169,680.74
-	-3,553.60	-3,219.48	
-	-11,439.61	-7,741.87	
	112.91	531.63	-78.76
	115.29	202.06	-42.94
	251.57	1,105.17	-77.24
	-1,261.94	-43.43	
	-65,820.17	72,375.51	-190.94
	-74,108.40	-27,331.68	
	190,349.23	-47,050.31	

31.14%

243.26

30.83%

200.90

/

2025

			%	%	%	%
	2,432,646.66	2,009,024.58	17.41	30.83	31.14	0.20
			%	%	%	%
	2,400,970.32	1,982,554.92	17.43	30.75	31.04	0.18
	31,676.34	26,469.66	16.44	36.83	38.74	1.15
			%	%	%	%
	1,147,877.74	975,510.83	15.02	29.36	32.40	1.94
	1,284,768.92	1,033,513.75	19.56	32.17	29.97	1.36
			%	%	%	%
	2,430,370.37	2,007,431.77	17.40	30.79	31.11	0.20
	2,276.29	1,592.81	30.03	82.07	87.47	2.01

ODM LTE 5G 2025 243.26 30.83%

					%	%	%
--	--	--	--	--	---	---	---

2025

		45,743.91	44,316.61	2,506.42	48.23	45.34	132.27
+							

LTE

5G

			(%)		(%)	(%)	
		1,889,019.61	94.03	1,441,393.27	94.08	31.06	
		88,259.12	4.39	67,992.65	4.44	29.81	
		5,276.19	0.26	3,499.80	0.23	50.76	
		26,469.66	1.32	19,078.50	1.25	38.74	
			(%)		(%)	(%)	
		1,889,019.61	94.03	1,441,393.27	94.08	31.06	
+		88,259.12	4.39	67,992.65	4.44	29.81	
		5,276.19	0.26	3,499.80	0.23	50.76	
		26,469.66	1.32	19,078.50	1.25	38.74	

2025

	195,138.68	166,860.13	16.95	/
	5,293.89	3,092.37	71.19	

	195,138.68
	195,138.68
%	8.02
%	

	6,102
%	68.13
	14
	581
	4,681
	826
30	30
30-40	30 40
40-50	40 50
50-60	50 60
60	
	3,078
	2,460
	523
	41
	0

2025

			%	
	-65,820.17	72,375.51	-190.94	
	-74,108.40	-27,331.68		
	190,349.23	-47,050.31		

2025

		%		%	%	
	25,827.05	1.53	6,935.14	0.53	272.41	
	552,484.98	32.66	325,987.84	25.11	69.48	
	6,191.01	0.37	3,849.71	0.30	60.82	
	183,749.69	10.86	110,900.05	8.54	65.69	
	18.23	0.00	44,039.13	3.39	-99.96	
	7,572.83	0.45	4,089.27	0.32	85.19	
	4,509.97	0.27	3,113.04	0.24	44.87	
	7,587.98	0.45	3,387.58	0.26	123.99	
	172,798.17	10.22	73,007.90	5.62	136.68	
	50,346.05	2.98	38,061.42	2.93	32.28	
	2,743.44	0.16	1,875.70	0.14	46.26	

/

2025

	4,217.04	0.25	81,695.86	6.29	-94.84	
	36,495.36	2.16	23,854.70	1.84	52.99	
	8,637.31	0.51	4,318.65	0.33	100.00	

2025

1,049,150.98

62.03%

			1,212,437.24	21.95
			467,788.77	7,177.96
Ikotek USA			73,475.02	2,175.56
Quectel Technologies			32,598.34	894.96
			6,427.49	-774.95
			6,698.84	11.10
			4,336.08	-15.52
Quectel Connectivity			2,555.29	700.28
			2,881.35	-149.31
IOTRONIX			1,333.98	-6,112.18
			3,803.75	-96.11

	101,263.02	
	352,713,808.31	
	4,100,000.00	
	615,761,388.71	
	210,814,565.62	

2025

54,717,970.55	-22,196,911.62

1			150,356.16
2			874,299.06
3			5,705.42
4			528,698.66
5			35,167.37
6	Engedi		52,674.96
7		9,000,000.00	
8		7,000,000.00	
9		8,000,000.00	
10		1,000,000.00	
11		320,722.88	
12		IKOTEK INVESTCO LLC	5,989,922.27
13			20,000,000.00
14		WirelessMobility Automotive GmbH	
15		WIRELESSMOBILITY AUTOMOTIVE ENGINEERING doo Beograd-Novi Beograd	
			552,505.85
		EVOLOGIC GMBH	
			3,036,120.96

2023 4 25

8.57

2025 12 31
12.50
2.05

2025

						/		
	14,997,073.14	1,873,513.62	-13,129,386.24					16,870,586.76
	435,706,510.62	1,539,534.48	12,539,534.48		4,370,840,291.40	4,372,463,065.89		435,623,270.61
	450,703,583.76	3,413,048.10	-589,851.76		4,370,840,291.40	4,372,463,065.89		452,493,857.37

						/		
	23,500,000.00	1,539,534.48	12,539,534.48		20,000,000.00			45,039,534.48
	412,206,510.62				4,350,840,291.40	4,372,463,065.89		390,583,736.13
	435,706,510.62	1,539,534.48	12,539,534.48		4,370,840,291.40	4,372,463,065.89		435,623,270.61

	688153		29,999,973.00		14,997,073.14	1,873,513.62	-13,129,386.24				16,870,586.76
	/	/	29,999,973.00	/	14,997,073.14	1,873,513.62	-13,129,386.24				16,870,586.76

/

2025

—

10%

			20000	290,159.16	25,730.14	304,955.96	-3,460.78	-3,338.99
			50	455,130.32	-5,898.95	1,212,437.24	-52.81	21.95
			6.8	537,560.50	-6,129.26	467,788.77	7,177.96	7,177.96

/

2025

WirelessMobility Automotive GmbH		
WIRELESSMOBILITY AUTOMOTIVE ENGINEERING doo Beograd-Novi Beograd		

1

2

3

4

'

1

2

/

3

4

e

1

2

3

1

2

3

2025

4

5

()

			54	2015/9/29	2027/9/17	57,529,808	44,970,241	-12,559,567		727.34	
			44	2015/9/29	2027/9/17	3,548,720	3,548,720			824.42	
			39	2024/9/18	2027/9/17					216.77	
			66	2023/5/18	2027/9/17					15.00	
			48	2023/5/18	2027/9/17					15.00	
			49	2015/9/29	2027/9/17	3,640	3,640			530.02	
			41	2015/9/29	2027/9/17					971.42	
			38	2017/3/8	2027/9/17	7,280	7,280			518.42	
			40	2024/9/18	2027/9/17	5,000	5,000			349.09	
	/	/	/	/	/	61,094,448	48,534,881	-12,559,567	/	4,167.47	/

	UT										
	()										

2025

	2020 9
	2023 5 18 2020 12 2021 6
	2019 11 2023 5 18
	12 2022 2 2020 9 2020

2025

()

			2020 12 28	
			2021 6 3	
			2019 11 1	
			2020 9 21	
			2020 9 14	

()

	4,167.47
	2025

2025

	2026 3

()

()

()

()

		8	8	4	0	0	3	
		8	8	4	0	0	3	
		8	8	2	0	0	3	
		8	8	2	0	0	3	
		8	8	1	0	0	3	

	8
	0
	0
	8

()

()

2025

2025

1

AI

2025

243.26

8.37

AI

2025

22.30

A

26,165,765
22.20

85.21 /

5G AI

2

8

7.49

2025

2025

2025 6

4

2024

10

4.2

109,896,214.68

2025

2025 8 28

2025

10
22

5.5

143,911,709.70

2026 4

2025

2025

10

3.8

2026 3 31

287,823,419

2026 3 31

109,372,899.22

10

4

287,823,419

402,952,787

(

)

2019

2025

30%

2025

2025 -2027

3

+

2024

2025

2024

ESG

Wind ESG

AA

E

4

1

2025

2025 7 8

2025 7 24

2025

/

()

1

()

2

()

2025

2026
AI

()

	3,242,509.63
	7,898.40

()

()

()

()

10	0
10	9.3
10	4
	253,284,608.92
	837,071,075.08
%	30.26
	0
	253,284,608.92
%	30.26

1 10 9.30 2025 10
 5.5
2
3 2025 2025 8

2025

()

(1)	459,994,155.58
(2)	105,840,673.07
(3)=(1)+(2)	565,834,828.65
(4)	505,333,890.39
% (5)=(3)/(4)	111.97
	837,071,075.08
	2,587,513,159.04

2022	www.sse.com.cn	2025-023
2022	www.sse.com.cn	2025-024
2023	www.sse.com.cn	2025-025
2023	www.sse.com.cn	2025-026

2025


<2025

>

2025

www.sse.com.cn


! + .



2025

! + .

0, & %



2025

ESG
2025

ESG

ESG

	/	
	198.30	
	102	
	96.3	
	1,583	

1 2025
1,583

1772

96.3

2 2025

100

3 2025

2

/

()

		1	1	1		1			
		2	2	2		2			
		3	3	3		3			
		4	4	4		4			
		5	5	5		5			
		6	6	6		6			
		7	7	7		7			
		8	8	8		8			
		9	9	9		9			
		10	10	10		10			
		11	11	11		11			
		12	12	12		12			
		13	13	13		13			

1

1

2

3

“ ”

1

2

3

A

1
2
3

A

3

1
2
3

“ ”

1
2
3

A

20

6

6

6

6 2017 6 8

1

2 / / /

3

4

5

6

7

/ / /

7

1 / /

2 / /

3 / /

4 / /

5 /

/

/ / /

8

1

“ ” / “

2

3

4

1

2

3

1

“ ” / “

2

3

4

1

2

3

9

5%

5%

/

2025

5% 25%

3

1

2 6

3

4 5

5%

”

3

1

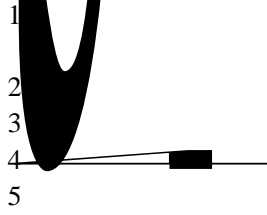
2 6

3

4 5

10 A

2025



6

A

7

11

1

3

1

/

2

3

4

1

2

3

13

/

6

()

()

/

2025

/

2025

40.

		/

2025 7 8

33

2025

2025

2025

/

2025

	160
	12
	5 2 1

		40
		50

2025 5 19

2024

2025

20%

20%

()

		2025	4	24	
				2025	
	2025			20,000	2024
		7,852.65			
NETPRISMA SG PTE.LTD				NETPRISMA SG PTE.LTD	6,424.32
				1,428.33	

()

()

()

()

()

2025

/

2025

			1	2	$\frac{3}{1} = \frac{2}{2}$	4	5	% (6) (4)/(1)	% (7) (5)/(3)	8	% 9 =(8)/(1)	
	2025 12 12	222,958.4 8	221,992.6 1	221,992.6 1	0	62,108.13	0	27.98	0	62,108.13	27.98	0

/

					(1)		2	% (3) (2)/(1)							
	5G				92,489. 65	4,304.3 7	4,304.37	4.65	2026 9				184.96		
	AI				39,733. 20	1,083.7 6	1,083.76	2.73	2026 9				2	2	
	AI														

2025

					51,352. 44	18,302. 57	18,302.5 7	35.64	2026 9							
					38,417. 32	38,417. 42	38,417.4 2	100								
	/	/	/	/	221,99 2.61	62,108. 13	62,108.1 3	/	/	/	/	/	184.96	/	/	

/

2025

/

2025

2025 12 16 23,690.70
198.11 23,888.82 2025 12 22
23,888.82

2025 12 22	100,000	2025 12 22	2026 12 21	0	

2025

2025 10

1

1

2025

/

2025

2026 2

2026 2 7 2026 3 2026-002

12 10 2021 2025 2020

ITC 2021 2021 2

2022 7 7 ITC 337

2022 7 8 2022-037

Inter Partes Review ITC

10 6 2025

10 1 3 FRAND

2 2026 3

2025 9 7,654.90



()

			+ -						
		(%)						(%)	
			26,165,765				26,165,765	26,165,765	9.09
1			3,696,748				3,696,748	3,696,748	1.28
2			22,469,017				22,469,017	22,469,017	7.81
			22,098,339				22,098,339	22,098,339	7.68
			370,678				370,678	370,678	0.13
	261,657,654	100.00						261,657,654	90.91
1	261,657,654	100.00						261,657,654	90.91
	261,657,654	100.00	26,165,765				26,165,765	287,823,419	100.00

A 26,165,765 2025 12 24

6

287,823,419 3.20 26.19 2.91 23.81

A 26,165,765 261,657,654 287,823,419

2025 2025

/

()

	0	0	8,214,998	8,214,998		2026 6 24
	0	0	2,933,927	2,933,927		2026 6 24
	0	0	2,863,513	2,863,513		2026 6 24
	0	0	2,347,142	2,347,142		2026 6 24
	0	0	2,018,542	2,018,542		2026 6 24
	0	0	1,173,571	1,173,571		2026 6 24
	0	0	1,126,628	1,126,628		2026 6 24
	0	0	938,856	938,856		2026 6 24
	0	0	938,856	938,856		2026 6 24
-	0	0	844,971	844,971		2026 6 24
	0	0	844,971	844,971		2026 6 24
-	0	0	774,556	774,556		2026 6 24
-	0	0	774,556	774,556		2026 6 24

			(%)			
	-12,559,567	44,970,241	15.62	0		0
	0	17,257,208	6.00	0		0
	-4,706,718	14,599,800	5.07	0		0
MINHONG MAO	12,559,567	12,559,567	4.36	0		0
	8,214,998	8,214,998	2.85	8,214,998		0
	894,240	5,002,179	1.74	0		0
	0	3,548,720	1.23	0		0
	295,224	3,414,200	1.19	0		0
	-62,800	3,385,000	1.18	0		0
	2,933,927	2,933,927	1.02	2,933,927		0
				44,970,241		44,970,241
				17,257,208		17,257,208
				14,599,800		14,599,800
MINHONGMAO				12,559,567		12,559,567
				5,002,179		5,002,179
				3,548,720		3,548,720
				3,414,200		3,414,200
				3,385,000		3,385,000

2025

		2,320,500		2,320,500
		2,170,980		2,170,980
	1			
		0.43%		
	2			

5%

/

/

2025

	-	844,971	2026 24	6	844,971	
		844,971	2026 24	6	844,971	

人)nie

!!

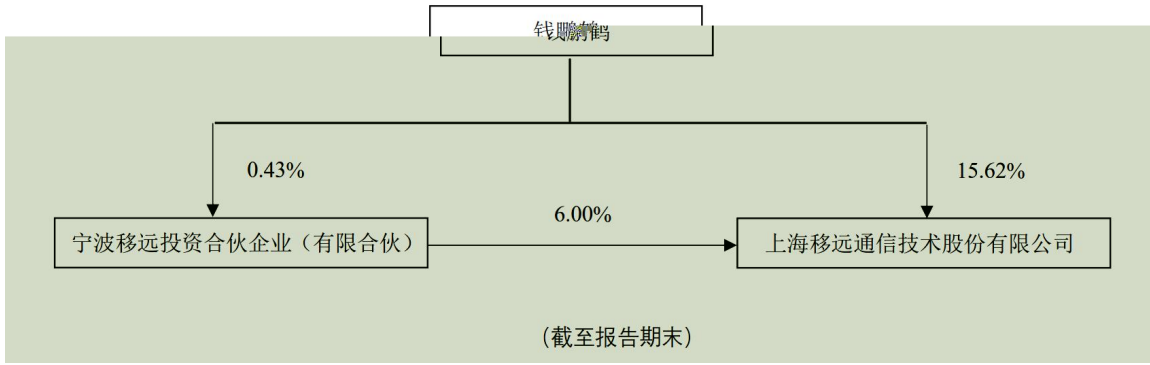
0

0

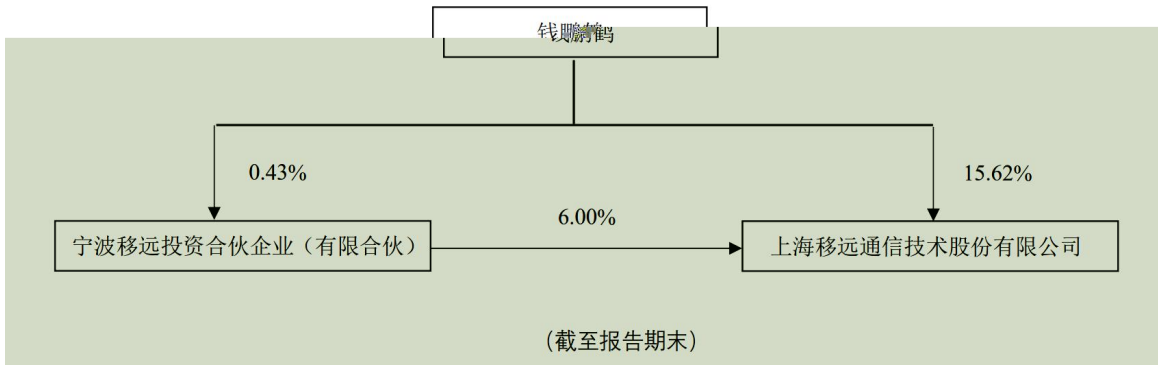
~

0

'A "g ' e 0V€ e



10	



2025

80%

2025

七

[2026] ZF10584

2025 12

31

2025

2025 12 31

2025

1

/

2025

24,326,466,639.93	1 2 3 4 5 6 7

2025

2025

2025 12 31

	1	2,377,113,084.72	1,836,721,352.98

/

2025

4	547,252,143.97	487,556,353.98
5	3,618,398,982.69	2,976,884,223.44
7	390,583,736.13	412,206,510.62
8	258,270,452.58	69,351,421.91
9	301,038,101.26	285,083,389.41
10	5,524,849,779.36	3,259,878,398.68
13	624,273,331.38	735,563,331.14
	13,641,779,612.09	10,-83 .62



\$52833

35	989,796,745.09	1,107,353,876.51
36	5,183,552,386.50	4,296,894,413.77
38	247,480,255.49	227,686,087.91
39	503,460,484.03	380,614,171.95
40	27,434,422.14	18,756,965.60
41	11,115,605.87	9,914,228.71
43	42,170,386.09	816,958,562.51
44	364,953,600.70	238,547,004.32
	9,097,945,603.51	7,826,804,307.36
45	444,258,856.47	620,736,583.97
47	462,751,977.89	470,917,575.04
51	86,373,078.78	43,186,548.59
29	49,519.45	62,265.85
	993,433,432.59	1,134,902,973.45
	10,091,379,036.10	8,961,707,280.81



2025

	60	2,246,061,472.38	1,663,834,991.61
		6,851,982,269.99	4,036,864,182.54
		-28,979,264.69	-18,385,117.83
		6,823,003,005.30	4,018,479,064.71
		16,914,382,041.40	12,980,186,345.52

2025 12 31

		638,778,116.46	461,657,435.74
		402,995,026.83	307,789,073.55
	1	8,185,246,061.30	4,973,455,727.97
		293,634,659.07	323,982,838.44
		715,370,040.02	374,695,137.69
	2	265,455,899.64	255,062,194.25
		4,332,531,583.33	2,865,129,479.21
		230,808,070.49	195,389,672.10
		15,064,819,457.14	9,757,161,558.95
	3	598,507,769.69	591,942,613.64
		61,910,121.24	38,497,073.14
		1,079,272,769.63	450,482,948.55
		180,386.32	440,391,333.75
		14,490,580.58	10,873,713.48

/

2025

324,982,058.01	348,687,568.33
15,431,258.07	12,132,694.77
33,061,624.12	24,622,101.37
25,910,405.93	25,708,731.18
2,153,746,973.59	1,943,338,778.21
17,218,566,430.73	11,700,500,337.16
1,429,736,717.60	311,802,560.06
989,815,015.93	799,033,060.53
5,934,560,304.38	4,317,870,679.19
509,283,822.49	195,823,168.92
195,946,574.01	139,878,916.14
15,317,964.06	13,831,406.65
7,472,447.67	4,549,384.10
6,689,449.41	794,521,826.00
365,126,719.84	188,452,672.32
9,453,949,015.39	6,765,763,673.91
444,258,856.47	620,736,583.97
7,760,942.85	647,477.37
76,607,701.13	33,561,891.73
528,627,500.45	654,945,953.07
9,982,576,515.84	7,420,709,626.98
287,823,419.00	261,657,654.00
4,217,331,479.11	72942. ,89,43

/

-”	71	-35,536,007.23	-32,194,762.55
-”	72	-114,396,061.81	-77,418,724.37
	73	1,129,128.33	5,316,298.57
		815,764,813.98	586,612,608.21
	74	1,152,942.45	2,020,639.90
	75	2,515,729.08	11,051,688.69
“ ”		814,402,027.35	577,581,559.42
	76	-12,619,367.08	-434,287.66
“ ”		827,021,394.43	578,015,847.08
1. “ ”		827,021,394.43	578,015,847.08
2. “ ”			
1. _”		837,071,075.08	588,224,475.99
2. -”		-10,049,680.65	-10,208,628.91
		11,129,500.31	-11,756,912.70
		11,129,500.31	-11,756,912.70
1		3,413,048.10	-3,360,616.36
1			
2			
3		3,413,048.10	-3,360,616.36
4			
2		7,716,452.21	-8,396,296.34
1			
2			
3			
4			
5			

		1,385,302,633.64	952,709,662.84
	78	163,044,263.23	106,655,866.05
		23,967,556,263.58	16,136,582,808.89
		21,608,887,775.84	13,168,025,012.05
		2,292,535,407.09	1,664,835,452.41
		41,566,013.44	49,783,932.83
	78	682,768,778.02	530,183,353.97
		24,625,757,974.39	15,412,827,751.26
		-658,201,710.81	723,755,057.63
	78		
			24,651.50
		16,358,878.77	7,539,852.15
		16,358,878.77	7,564,503.65

2025

668,499,408.88	273,381,302.57
69,554,048.27	7,500,000.00

78

19,389,437.11	
757,442,894.26	280,881,302.57
-741,084,015.49	-273,316,798.92

2,219,926,105.91	191,145.00
	191,145.00
2,721,855,415.77	1,286,626,703.43

4,941,781,521.68	1,286,817,848.43
2,674,214,075.61	1,363,559,496.18
309,357,231.69	161,729,474.51

54,717,955.78	232,031,988.52
3,038,289,263.08	1,757,320,959.21
1,903,492,258.60	-470,503,110.78
36,183,947.17	-(.(

		110,817,344.79	66,525,738.28
		18,092,904,290.68	14,221,537,071.20
		17,777,114,891.78	13,129,912,677.31
		699,987,329.51	536,018,464.31
		12,419,024.15	9,843,159.69
		1,174,771,307.24	851,054,888.86
		19,664,292,552.68	14,526,829,190.17
		-1,571,388,262.00	-305,292,118.97
			24,651.50
		13,511,230.92	5,021,963.37
		320,722.88	90,028,595.00
			381,355,613.50
		13,831,953.80	476,430,823.37
		279,261,997.79	207,720,053.43
		45,000,000.00	27,500,000.00
		324,261,997.79	235,220,053.43
		-310,430,043.99	241,210,769.94
		2,219,926,105.91	
		2,838,979,979.24	800,450,267.41
		5,058,906,085.15	800,450,267.41
		2,673,062,203.06	1,065,352,800.18
		307,596,938.35	155,309,707.47
		16,260,428.38	101,467,587.24
		2,996,919,569.79	1,322,130,094.89
		2,061,986,515.36	-521,679,827.48
		-3,048,780.92	1,585,902.32

2025

		177,119,428.45	-584,175,274.19
		461,557,424.99	1,045,732,699.18
		638,676,853.44	461,557,424.99

2025

2025 1 12

2025														
()														
	261,657,654.00				2,022,762,246.54	-55,723,322.70	1,457,573.52	142,875,039.57			1,663,834,991.61		4,036,864,182.54	-18,385,117.83
261,657,654.00				2,022,762,246.54	-55,723,322.70	1,457,573.52	142,875,039.57			1,663,834,991.61		4,036,864,182.54	-18,385,117.83	4,018,479,064.71
“ ” 26,165,765.00				2,193,746,105.63	11,129,500.31	813,565.81	1,036,669.93			582,226,480.77		2,815,118,087.45	-10,594,146.86	2,804,523,940.59
					11,129,500.31					837,071,075.08		848,200,575.39	-10,049,680.65	838,150,894.74
26,165,765.00				2,196,427,797.40								2,222,593,562.40		2,222,593,562.40
1 26,165,765.00				2,193,760,340.91								2,219,926,105.91		2,219,926,105.91
2														
3				2,667,456.49								2,667,456.49		2,667,456.49
4														

/

2025

									1,036,669.93		-254,844,594.31		-253,807,924.38		-253,807,924.38
1									1,036,669.93		-1,036,669.93				
2															
3											-253,807,924.38		-253,807,924.38		-253,807,924.38
4															
													-544,466.21		-544,466.21
1															
2															
3															
4															
5															
6													-544,466.21		-544,466.21
								813,565.81					813,565.81		813,565.81
1								2,030,261.36					2,030,261.36		2,030,261.36
2								1,216,695.55					1,216,695.55		1,216,695.55
													-2,681,691.77		-2,681,691.77
	287,823,419.00					-2,681,691.77		4,216,508,352.17		-44,593,822.39	2,271,139.33	143,911,709.50	2,246,061,472.38		6,851,982,269.99
														-28,979,264.69	6,823,003,005.30

	2024														

/

	()													
	264,574,906.00				2,116,906,062.95	20,848,388.78	43,966,410.00	606,623.29	142,875,039.57		1,172,423,847.60	3,632,571,680.63	8,367,633.92	3,624,204,046.71
	264,574,906.00				2,116,906,062.95	20,848,388.78	43,966,410.00	606,623.29	142,875,039.57		1,172,423,847.60	3,632,571,680.63	8,367,633.92	3,624,204,046.71
“ ”	2,917,252.00				94,143,816.41	20,848,388.78	11,756,912.70	850,950.23			491,411,144.01	404,292,501.91	10,017,483.91	394,275.018.00
							11,756,912.70				588,224,475.99	576,467,563.29	10,208,628.91	566,258.934.38
	2,917,252.00				94,143,816.41	20,848,388.78						76,212,679.63	191,145.00	76,021,534.63
1	2,917,252.00				102,931,072.92	105,848,324.92							191,145.00	191,145.00
2														
3					8,787,256.51							8,787,256.51		8,787,256.51
4						84,999,936.14						84,999,936.14		84,999,936.14
											96,813,331.98	96,813,331.98		96,813,331.98
1														
2														
3											96,813,331.98	96,813,331.98		96,813,331.98
4														

2025

1														
2														
3														
4														
5														
6														
								850,950.23				850,950.23		850,950.23
1								1,841,896.91				1,841,896.91		1,841,896.91
2								990,946.68				990,946.68		990,946.68
	261,657,654.00				2,022,762,246.54		55,723,322.70	1,457,573.52	142,875,039.57		1,663,834,991.61	4,036,864,182.54	18,385,117.83	4,018,479,064.71

2025 1 12

	2025										
	()										
	261,657,654.00				2,020,903,681.71		4,002,899.86		142,875,039.57	1,858,357.234.76	4,279,790.710.18
	261,657,654.00				2,020,903,681.71		4,002,899.86		142,875,039.57	1,858,357.234.76	4,279,790.710.18

/

2025

	26,165,765.0	2,196,427.7	3,413,048.1	1,036,669.9	729,155.92	2,956,199.2
“ ”	0	97.40	0	3	4.28	04.71
			3,413,048.1		984,000.51	987,413,566
			0		8.59	.69
	26,165,765.0	2,196,427.7				2,222,593.5
	0	97.40				62.40
1	26,165,765.0	2,193,760.3				2,219,926.1
2	0	40.91				05.91
3		2,667,456.4				2,667,456.4
4		9				9
				1,036,669.9		

2025

	2024										
	()										
	264,574,906.00				2,115,047,498.12	20,848,388.78	-642,283.50		142,875,039.57	1,083,908,142.52	3,584,914,913.93
	264,574,906.00				2,115,047,498.12	20,848,388.78	-642,283.50		142,875,039.57	1,083,908,142.52	3,584,914,913.93
“ ”	- 2,917,252.00				- 94,143,816.41	- 20,848,388.78	- 3,360,616.36			774,449,092.24	694,875,796.25
							- 3,360,616.36			871,262,424.22	867,901,807.86
	- 2,917,252.00				- 94,143,816.41	- 20,848,388.78					- 76,212,679.63
1	- 2,917,252.00				- 102,931,072.92	- 105,848,324.92					
2											
3					8,787,256.51						8,787,256.51
4						84,999,936.14					- 84,999,936.14
										- 96,813,331.98	- 96,813,331.98
1											
2										- 96,813,331.98	- 96,813,331.98
3											
1											

/

2025

2											
3											
4											
5											
6											
1											
2											
	261,657,654. 00				2,020,903,6 81.71		4,002,899.8 6		142,875,039 .57	1,858,357,2 34.76	4,279,790,7 10.18

/

2025

2025

	5%
	5%
	5%
	500
	5%

2

3

4

1

2

3

/

4

5

19

1
2
3

1

2

3

4

5

6

1
2

1
2

2025

14

21

30

12

1

12

2

1	
2	

3

12

/

1	
2	
3	
4	

11

11

11

11

11

11

11

/

11

11

11

11

11

11

11

11

1
2

1
2
3

1

2

1

2

3

1
2

		44-50	10%	1.80% - 2.05%
		3-5	-	33.33% - 20.00%
		10	-	10.00%
		3-5	-	33.33% - 20.00%
		10	3%	9.70%

1

2

3

3

1

2

/

2025

	10			
	5-10			
	10			
	50			

2025 12 31

- (1)
- (2)
- (3)

- (4)

- (5)

1

2

/

2025

1
2
3

/

1

2

FOB CIF C&F
DDP DDU

3

4

5

1
2

1

2

/

1

2

/

)

)

(

(

(

)

1

/

Ì / Ì L8³ *ü C { 0 0 1 ©

5 \$ W Á G R

12

1

2

11

11

/

2025

(1)

(2)

(3)

2025 7 8

33

2025

2025

2025

		13% 9% 6%
		25% 20% 16.5% 15%
		7% 5%
		3%
		2%

		%
--	--	---

/

2025

	15
	15
	25
	15
	15
	15
	20
	15
	15
	20
Engedi	25
Engedi	15
	5-35
	20
Quectel Wireless Solutions HK Co.,Limited	16.5

1	2024	12	16				
GR202431004578				3	2025	15%	
2	2023	11	15				
GR202331001844				3	2025	15%	
3	2023	11	30				
GR202334004448				3	2025	15%	
4	2023	12	28				
GR202344016788				3	2025	15%	
5	2023	11	6				
GR202332001893				3	2025	15%	
6	2024	12	7				
GR 202445000888				3	2025	15%	
7	2024	12	16				
GR202431006888				3	2025	15%	
8	2024	12	16				
GR202431003557				3	2025	15%	
9	2023	12	7	Engedi			GR202334007812
	3		2025		15%		
10							
					2022	13	
					2023	6	
	2025		20%				
11							
	2023	43			2023	1 1	2027 12 31
					5%		
		2025					5%

/

	2,373,397,749.06	1,833,818,924.81
	3,715,335.66	2,902,428.17
	2,377,113,084.72	1,836,721,352.98
	315,167,053.90	1,197,332,139.99

	101,263.02	100,010.75
	101,263.02	100,010.75

547,237,437.70
15,006.40

472,233,387.63
15,635,679.95

2025

		356,813,808.31
		356,813,808.31

2025

		(%)		(%)			(%)		(%)	
	547,252,444.10	100.00	300.13	0.0001	547,252,143.97	487,869,067.58	100.00	312,713.60	0.06	487,556,353.98
	547,237,437.70	100.00			547,237,437.70	472,233,387.63	96.80			472,233,387.63
	15,006.40	0.00	300.13	2.00	14,706.27	15,635,679.95	3.20	312,713.60	2.00	15,322,966.35
	547,252,444.10	/	300.13	/	547,252,143.97	487,869,067.58	/	312,713.60	/	487,556,353.98

/

2025

			%
	15,006.40	300.13	2.00
	15,006.40	300.13	2.00

11

312,713.60

300.13

312,713.60

300.13

/

2025

1	1	3,697,064,520.29	3,028,644,351.18
1	2	10,717,524.69	8,680,928.17
2	3	5,870,019.53	
3	4		1,131,755.00
4	5	1,131,755.00	
5			
		3,714,783,819.51	3,038,457,034.35

		(%)		(%)			(%)		(%)	
	20,611,297.98	0.55	20,611,297.98	100.00						
Marelli Corporation	20,611,297.98	0.55	20,611,297.98	100.00						
	3,694,172,521.53	99.45	75,773,538.84	2.05	3,618,398,982.69	3,038,457,034.35	100.00	61,572,810.91	2.03	2,976,884,223.44
	3,694,172,521.53	99.45	75,773,538.84	2.05	3,618,398,982.69	3,038,457,034.35	100.00	61,572,810.91	2.03	2,976,884,223.44
	3,714,783,819.51	/	96,384,836.82	/	3,618,398,982.69	3,038,457,034.35	/	61,572,810.91	/	2,976,884,223.44

2025

			%
Marelli Corporation	20,611,297.98	20,611,297.98	100.00

2025

		20,611,297.98				20,611,297.98
	61,572,810.91	74,706,159.13	59,446,093.10	4,218.60	-1,055,119.50	75,773,538.84
	61,572,810.91	95,317,457.11	59,446,093.10	4,218.60	-1,055,119.50	96,384,836.82

	4,218.60

				%	
	599,310,609.86		599,310,609.86	16.13	11,986,212.20
	289,721,063.19		289,721,063.19	7.80	5,794,421.26
	191,907,665.20		191,907,665.20	5.17	3,838,153.30
	154,295,746.39		154,295,746.39	4.15	3,085,914.93
	147,621,950.85		147,621,950.85	3.97	2,952,439.02
	1,382,857,035.49		1,382,857,035.49	37.22	27,657,140.71

2025

	390,583,736.13	412,206,510.62
	390,583,736.13	412,206,510.62

/

2025

	1,396,391,045.56	
	1,396,391,045.56	

	412,206,510.62	4,350,840,291.40	4,372,463,065.89		390,583,736.13	
	412,206,510.62	4,350,840,291.40	4,372,463,065.89		390,583,736.13	

		(%)		(%)
1	245,203,743.85	94.94	67,806,885.74	97.77
1 2	12,850,621.69	4.98	1,171,104.60	1.69
2 3	216,087.04	0.08	334,247.83	0.48
3			39,183.74	0.06
	258,270,452.58	100.00	69,351,421.91	100.00

1

		(%)
	53,495,882.62	20.71
	48,933,822.14	18.95
	26,819,913.66	10.38
	9,792,104.54	3.79
	8,211,798.07	3.18
	147,253,521.03	57.01

2025

	301,038,101.26	285,083,389.41
	301,038,101.26	285,083,389.41

2025

1

/

1	1	275,715,444.29	261,675,198.82
1	2	7,534,615.90	8,215,240.05
2	3	5,759,382.24	11,281,113.03
3	4	9,783,184.15	2,103,421.88
4	5	1,646,047.77	1,995,286.83
5		894,543.54	132,774.20
		30,133,321.89	285,403,034.81

Ö Ö

256,716,534.08

248,439,648.34

2025

	319,645.40			319,645.40
	176,275.87			176,275.87
	199,219.18			199,219.18
	-1,585.46			-1,585.46
	295,116.63			295,116.63

	319,645.40	176,275.87	199,219.18		-1,585.46	295,116.63
	319,645.40	176,275.87	199,219.18		-1,585.46	295,116.63

2025

		/			/	
	3,333,401,480.36	69,278,847.69	3,264,122,632.67	1,911,812,235.02	71,240,394.28	1,840,571,840.74
	1,306,877,319.42	24,149,454.36	1,282,727,865.06	825,819,212.04	19,356,693.95	806,462,518.09
	977,999,281.63		977,999,281.63	612,844,039.85		612,844,039.85
	5,618,278,081.41	93,428,302.05	5,524,849,779.36	3,350,475,486.91	90,597,088.23	3,259,878,398.68

	71,240,394.28	84,052,006.91		86,013,553.50	69,278,847.69
	19,356,693.95	30,344,054.90		25,551,294.49	24,149,454.36
	90,597,088.23	114,396,061.81		111,564,847.99	93,428,302.05

/

2025

	512,223,139.56	660,206,951.35
	110,775,349.56	75,356,379.79
	1,274,842.26	
	624,273,331.38	735,563,331.14

/

2025

2025

2025

	19,371,616.81			-8,607.34						19,363,009.47	
	19,990,337.26			-112,696.76						19,877,640.50	
IKOTEK INVESTCO LLC		5,989,922.27								5,989,922.27	
	39,361,954.07	5,989,922.27		-121,304.10						45,230,572.24	
	39,361,954.07	5,989,922.27		-121,304.10						45,230,572.24	

2025

	14,997,073.14			1,873,513.62			16,870,586.76			13,129,386.24	
	23,500,000.00	20,000,000.00		1,539,534.48			45,039,534.48		12,539,534.48		
	38,497,073.14	20,000,000.00		3,413,048.10			61,910,121.24		12,539,534.48	13,129,386.24	

/

2025

	1,837,496,857.93	1,109,000,483.28
	1,837,496,857.93	1,109,000,483.28

1.	305,734,346.83	666,976,368.30	949,506,941.14	4,795,950.54	138,972,401.14	2,065,986,007.95
2.	615,775,244.15	66,855,898.94	303,427,239.20	1,582,295.61	49,549,703.23	1,037,190,381.13
1	13,393.12	63,676,532.94	304,123,653.25	1,551,608.18	33,971,885.67	403,337,073.16
2	615,761,388.71				14,780,957.48	630,542,346.19
3	462.32	3,179,366.00	-696,414.05	30,687.43	796,860.08	3,310,961.78
3.		2,808,546.96	37,504,261.50	161,675.83	4,845,340.70	45,319,824.99
1		2,808,546.96	35,712,469.73	161,675.83	4,481,339.46	43,164,031.98
2			1,791,791.77		364,001.24	2,155,793.01
4.	921,509,590.98	731,023,720.28	1,215,429,918.84	6,216,570.32	183,676,763.67	3,057,856,564.09
1.	33,746,332.14	222,757,416.73	596,750,160.66	2,206,908.34	101,524,706.80	956,985,524.67
2.	8,897,723.80	70,494,127.42	188,368,962.26	492,709.76	23,205,614.75	291,459,137.99
1	8,897,715.13	70,310,383.04	189,170,516.58	488,849.61	22,945,902.33	291,813,366.69
2	8.67	183,744.38	-801,554.32	3,860.15	259,712.42	-354,228.70
3.		1,107,816.82	23,826,435.63	40,675.60	3,110,028.45	28,084,956.50
1		1,107,816.82	23,374,503.66	40,675.60	2,995,310.98	27,518,307.06
2			451,931.97		114,717.47	566,649.44
4.	42,644,055.94	292,143,727.33	761,292,687.29	2,658,942.50	121,620,293.10	1,220,359,706.16
1.						
2.						
1						
3.						

2025

1						
4.						
1.	878,865,535.04	438,879,992.95	454,137,231.55	3,557,627.82	62,056,470.57	1,837,496,857.93
2.	271,988,014.69	444,218,951.57	352,756,780.48	2,589,042.20	37,447,694.34	1,109,000,483.28

2025

	615,761,388.71	

	182,330.38	440,391,333.75
	182,330.38	440,391,333.75

2025

				440,125,670.04	440,125,670.04
	182,330.38		182,330.38	265,663.71	265,663.71
	182,330.38		182,330.38	440,391,333.75	440,391,333.75

							(%)					(%)
	1,026,992,554.20	440,125,670.04	190,416,676.15	630,542,346.19			83.41		11,339,029.02	7,980,407.11		2.04
	1,026,992,554.20	440,125,670.04	190,416,676.15	630,542,346.19			/	/	11,339,029.02	7,980,407.11		/

/

1.	931,443,574.08	931,443,574.08
2.	44,488,545.65	44,488,545.65
1	40,424,682.12	40,424,682.12
2	2,773,738.31	2,773,738.31
3	1,290,125.22	1,290,125.22
3.	6,910,751.38	6,910,751.38
1	5,355,151.74	5,355,151.74
2	1,555,599.64	1,555,599.64
4.	969,021,368.35	969,021,368.35
1.	122,579,161.07	122,579,161.07
2.	70,041,787.15	70,041,787.15
1	68,359,367.53	68,359,367.53
2	1,682,419.62	1,682,419.62
3.	4,835,632.55	4,835,632.55
1	4,165,825.90	4,165,825.90
2	669,806.65	669,806.65
4.	187,785,315.67	187,785,315.67
1.		
2.		
1		
3.		
1		
4.		
1.	781,236,052.68	781,236,052.68
2.	808,864,413.01	808,864,413.01

1.	223,007,445.80	113,767,500.08	193,934,699.29	2,685,818.80	533,395,463.97
2.	3,072,847.95	12,153,147.73	3,180,629.45		18,406,625.13
1	3,072,847.95	11,964,490.17	3,180,496.16		18,217,834.28
2		188,657.56	133.29		188,790.85
3.		18,001,482.65	4,061,376.08		22,062,858.73
1		18,001,482.65	4,061,376.08		22,062,858.73
4.	226,080,293.75	107,919,165.16	193,053,952.66	2,685,818.80	529,739,230.37
1.	10,778,501.75	57,720,885.03	88,844,620.23	1,124,297.68	158,468,304.69
2.	4,487,226.38	12,890,568.57	23,413,039.20	266,111.57	41,056,945.72
1	4,487,226.38	12,664,609.74	23,412,822.76	266,111.57	40,830,770.45
2		225,958.83	216.44		226,175.27
3.		18,005,493.24	1,587,957.35	31,267.00	19,624,717.59
1		18,005,493.24	1,587,957.35	31,267.00	19,624,717.59
4.	15,265,728.13	52,605,960.36	110,669,702.08	1,359,142.25	179,900,532.82
1.					
2.					

2025

1					
3.					
1					
4.					
1.	210,814,565.62	55,313,204.80	82,384,250.58	1,326,676.55	349,838,697.55
2.	212,228,944.05	56,046,615.05	105,090,079.06	1,561,521.12	374,927,159.28

0

/

	33,846,168.47	61,690,029.91	20,796,672.61	-205,916.36	74,945,442.13
	7,046,575.09	82,660.85	6,346,339.99		782,895.95
	40,892,743.56	61,772,690.76	27,143,012.60	-205,916.36	75,728,338.08

/

	148,968,529.19	23,413,895.23	152,802,258.14	20,373,023.98
	7,514,508.17	2,072,734.11	1,737,174.07	602,622.41
	86,373,078.78	12,955,961.82	43,186,548.59	6,477,982.30
	470,763,223.91	70,694,434.58	501,833,855.43	68,253,489.19
	713,619,340.05	109,137,025.74	699,559,836.23	95,707,117.88

	426,756,582.50	64,086,882.69	477,218,459.53	64,638,948.25
	426,756,582.50	64,086,882.69	477,218,459.53	64,638,948.25

	64,037,363.24	45,099,662.50	64,576,682.40	31,130,435.48
	64,037,363.24	49,519.45	64,576,682.40	62,265.85

/

2025

	3,656,467,335.94	2,355,740,132.06
	3,656,467,335.94	2,355,740,132.06

2026	2,028,131.99	2,028,131.99
2027	25,596,663.61	25,596,663.61
2028	15,575,463.41	15,592,681.03
2029	61,107,454.60	61,107,454.60
2030	139,319,410.23	129,241,157.54
2031	194,654,360.95	194,654,360.95
2032	450,845,897.00	450,845,897.00
2033	848,855,741.62	848,855,741.62
2034	627,818,043.72	627,818,043.72
2035	1,290,666,168.81	
	3,656,467,335.94	

2025

101,263.02	101,263.02	100,010.75	100,010.75
352,713,808.31	352,713,808.31	224,309,210.29	224,309,210.29
4,100,000.00	4,100,000.00		



		311,802,560.06
	4,100,000.00	108,276,436.02
	1,723,881,717.60	310,000,000.00
	1,727,981,717.60	730,078,996.08

	542,163,201.88	671,578,059.91
	447,633,543.21	435,775,816.60
	989,796,745.09	1,107,353,876.51

0

/

1	5,050,451,426.27	4,252,060,218.62
1-2	121,269,010.25	38,199,067.39
2-3	8,580,302.66	3,751,445.58
3-4	3,178,713.37	2,880,892.18
4-5	72,933.95	2,790.00
	5,183,552,386.50	4,296,894,413.77

1	230,206,558.83	219,247,718.83
1-2	13,375,116.66	7,200,823.27
2-3	2,911,301.90	180,720.38
3	987,278.10	1,056,825.43
	247,480,255.49	227,686,087.91

2025

2025

	377,401,262.81	2,166,207,528.43	2,045,845,604.37	497,763,186.87
-	3,212,909.14	254,271,735.80	251,787,347.78	5,697,297.16
	380,614,171.95	2,420,479,264.23	2,297,632,952.15	503,460,484.03

:

	371,320,298.01	1,805,103,892.02	1,685,495,143.41	490,929,046.62
	75,561.38	65,541,019.81	65,336,707.43	279,873.76
	2,510,463.58	98,011,772.34	97,468,186.65	3,054,049.27
	2,254,442.75	93,276,839.28	92,786,634.67	2,744,647.36
	188,640.88	3,319,910.93	3,273,866.35	234,685.46
	67,379.95	1,415,022.13	1,407,685.63	74,716.45
	3,478,602.58	194,830,696.94	194,866,429.61	3,442,869.91
	16,337.26	2,720,147.32	2,679,137.27	57,347.31
	377,401,262.81	2,166,207,528.43	2,045,845,604.37	497,763,186.87

/

1	3,158,554.59	244,246,822.31	241,798,488.56	5,606,888.34
2	54,354.55	10,024,913.49	9,988,859.22	90,408.82
3				
	3,212,909.14	254,271,735.80	251,787,347.78	5,697,297.16

	5,000,711.16	353,948.56
	4,590,558.46	3,758,491.83
	578,499.41	206,979.18
	16,246,657.43	13,596,053.47
	93,192.98	3,574.07
	647,748.50	647,748.50
	66,566.42	2,552.90
	83,531.50	141,080.59
	43,470.15	43,470.15
	83,486.13	3,066.35
	27,434,422.14	18,756,965.60

	11,115,605.87	9,914,228.71
	11,115,605.87	9,914,228.71

	4,925,485.97	2,083,222.03
	6,190,119.90	7,831,006.68
	11,115,605.87	9,914,228.71

1

1

1	300,619.35	786,042,282.12
1	41,869,766.74	30,916,280.39
	42,170,386.09	816,958,562.51

	352,713,808.31	224,309,210.29
	12,239,792.39	14,237,794.03

2025

	364,953,600.70	238,547,004.32
--	----------------	----------------

	444,559,475.82	355,486,583.97
		1,051,292,282.12
	300,619.35	786,042,282.12
	444,258,856.47	620,736,583.97

2025

	462,751,977.89	470,917,575.04
	462,751,977.89	470,917,575.04

2025

	43,186,548.59	52,685,594.70	20,152,064.51	75,720,078.78	
		10,653,000.00		10,653,000.00	
	43,186,548.59	63,338,594.70	20,152,064.51	86,373,078.78	/

		+ -				
	261,657,654.00	26,165,765.00			26,165,765.00	287,823,419.00

2025

2025 2184

A 26,165,765

287,823,419.00	1.00	26,165,765.00	
9,658,729.74		2,229,584,835.65	
26,165,765.00		2,219,926,105.91	
		-	2,193,760,340.91

/

2025

	1,983,569,024.98	2,193,760,340.91	2,681,691.77	4,174,647,674.12
	39,193,221.56	2,667,456.49		41,860,678.05
	2,022,762,246.54	2,196,427,797.40	2,681,691.77	4,216,508,352.17

1				2025	
		2025	2184		
				A	26,165,765
	1.00				26,165,765.00
287,823,419.00					2,229,584,835.65
9,658,729.74					2,219,926,105.91
26,165,765.00			-		2,193,760,340.91
2 2025 11					EVOLOGIC GMBH
		90%	10%		365,562.17
3,036,120.96	2025	11		10%	354,429.19
2,681,691.77					
1 2022 4		148	/		
	2022			2022	2026
				2025	-
13,531,225.83			-13,531,225.83		
2 2023 7		312	/		
	2023			2024	2026
				2025	
16,198,682.32			16,198,682.32		

/

2025

	-34,002,899.86	3,413,048.10				3,413,048.10			-30,589,851.76
	-34,002,899.86	3,413,048.10				3,413,048.10			-30,589,851.76
	-21,720,422.84	7,716,452.21				7,716,452.21			-14,003,970.63

2025

	-21,720,422.84	7,716,452.21				7,716,452.21			-14,003,970.63
	-55,723,322.70	11,129,500.31				11,129,500.31			-44,593,822.39

2025

	1,457,573.52	2,030,261.36	1,216,695.55	2,271,139.33
	1,457,573.52	2,030,261.36	1,216,695.55	2,271,139.33

	322,521.33	106,715.11
	232,909.69	80,213.01
	2,590,994.00	2,590,994.00
	173,880.60	173,880.60
	14,676,728.34	11,888,074.41
	1,006,195.94	1,000,259.32
	1,406,346.68	314,089.43
	20,409,576.58	16,154,225.88

	469,981,082.86	382,710,488.54
	31,413,826.32	25,949,202.85
	54,999,001.55	46,032,881.95
	7,508,481.47	5,447,640.01
	23,946,156.93	31,555,194.05
	15,764,457.19	11,443,506.01
	603,613,006.32	503,138,913.41

--	--	--

2025

	307,477,466.67	151,666,265.40
	88,117,755.77	48,186,232.11
	32,643,246.43	31,755,283.33
	7,322,511.64	4,796,641.45
	20,187,143.99	26,901,512.39
	12,767,035.57	13,202,109.78
	121,248,782.68	103,847,756.98
	17,520,368.07	14,033,162.13
	36,757,328.21	20,996,900.09
	7,785,244.71	4,490,834.91
	2,667,456.49	8,787,256.51
	29,294,286.26	20,344,982.88
	683,788,626.49	449,008,937.96

	1,511,833,145.87	1,277,363,717.26
	172,657,705.77	162,806,488.31
	6,317,948.32	6,588,890.11
	119,335,326.93	87,516,198.11
	26,177,762.47	29,187,255.25
	31,649,569.06	36,352,520.19
	8,482,015.51	6,588,036.65
	74,933,278.89	62,198,242.07
	1,951,386,752.82	1,668,601,347.95

	57,844,785.18	80,874,447.86
	17,338,057.38	17,006,373.47
	-10,867,737.88	-27,365,123.52
	1,043,390.53	-26,441,952.09
	4,918,496.80	3,856,281.27
	52,938,934.63	30,923,653.52

2025

	80,847,216.08	58,165,884.89
	8,297,456.08	24,516,263.60
	1,535,034.05	1,611,433.81
	90,679,706.21	84,293,582.30

	-121,304.10	4,926.51
	-6,510,457.35	
		24,651.50
	-43,564,126.00	
	-50,195,887.45	29,578.01

	-312,413.47	292,715.39
	35,871,364.01	31,782,730.05

/

2025

	-22,943.31	119,317.11
	35,536,007.23	32,194,762.55

	114,396,061.81	77,418,724.37
	114,396,061.81	77,418,724.37

	1,111,562.10	184,367.22
	-1,189,325.84	-47,801.04
	1,206,892.07	5,179,732.39
	1,129,128.33	5,316,298.57

	5,476.00	2,087.84	5,476.00
	5,476.00	2,087.84	5,476.00
	309,814.00	300,000.00	309,814.00

2025

	837,652.45	1,718,552.06	837,652.45
	1,152,942.45	2,020,639.90	1,152,942.45

	49,836.75	3,422,107.87	49,836.75
	49,836.75	3,422,107.87	49,836.75
	1,982,978.00	896,780.83	1,982,978.00
	482,914.33	6,732,799.99	482,914.33
	2,515,729.08	11,051,688.69	2,515,729.08

	1,381,818.65	1,803,574.36
	-14,001,185.73	-2,237,862.02
	-12,619,367.08	-434,287.66

	814,402,027.35
/	122,160,304.10
	1,115,988.04
	-9,719.56
	5,671,881.14
	-14,117,207.68
	215,070,086.76
	-342,525,792.81
	15,092.93
	-12,619,367.08

/

	124,343,560.27	62,391,315.10
	10,867,737.88	27,365,123.52
	25,458,667.05	13,526,674.95
	1,535,034.05	1,611,433.81
	839,263.98	1,761,318.67
	163,044,263.23	106,655,866.05

	17,360,776.29	14,033,162.13
	44,265,809.68	26,444,540.10
	119,531,582.09	74,135,434.96
	31,731,401.64	36,046,028.96
	121,248,782.68	103,847,756.98
	203,813,923.14	167,712,694.85
	55,825,824.76	46,091,088.07
	4,013,945.45	1,954,646.76
	31,235,524.88	18,214,167.27
	53,741,207.41	41,703,833.89
	682,768,778.02	530,183,353.97

2025

	19,389,437.11	
	19,389,437.11	

	51,681,834.82	147,032,052.38
	3,036,120.96	
		84,999,936.14
	54,717,955.78	232,031,988.52

	827,021,394.43	578,015,847.08
	114,396,061.81	77,418,724.37
	35,536,007.23	32,194,762.55
	291,813,366.69	257,943,177.81
	68,359,367.53	56,290,973.70
	40,830,770.45	37,792,076.20
	27,143,012.60	34,390,591.10
		-5,316,298.57
“ ”	-1,129,128.33	
“ ”	44,360.75	3,420,020.03
“ ”		
“ ”	25,440,002.87	82,434,245.08
“ ”	50,195,887.45	-29,578.01

2025

	40,424,682.12	46,494,244.85
	2,377,011,821.70	1,836,621,342.23
	1,836,621,342.23	1,871,555,490.87
	540,390,479.47	-34,934,148.64

		552,505.85
Wireless Mobility GMBH		552,505.85
		19,941,942.95
Wireless Mobility GMBH		19,760,837.45
WIRELESSMOBILITY AUTOMOTIVE ENGINEERING doo Beograd-Novi Beograd		181,105.50
		-19,389,437.10

2025 9

WirelessMobility Automotive GmbH

WIRELESSMOBILITY AUTOMOTIVE ENGINEERING doo Beograd-Novi Beograd

	2,377,011,821.70	1,836,621,342.23
	2,373,397,749.06	1,833,818,924.81
	3,614,072.64	2,802,417.42
	2,377,011,821.70	1,836,621,342.23

/

	-	-	522,113,889.66
	70,118,237.72	7.028800	492,847,069.29
	500,808.54	8.235500	4,124,408.73
	5,377,374.00	0.044797	240,890.22
	6,836,704.08	0.070390	481,235.60
	582,189,663.00	0.004860	2,829,441.76
	466,440.81	5.458600	2,546,113.81
	9,537,140.65	1.731930	16,517,660.01
	380,866.37	5.114200	1,947,826.79
	451,423.02	1.283150	579,243.45
	-	-	2,521,862,187.64
	358,707,566.62	7.028800	2,521,283,744.26
	34,422.69	8.235500	283,488.06
	310.60	9.434600	2,930.39
	6,223.71	1.731930	10,779.03
	219,183.96	1.283150	281,245.90
			18,977,963.56
	152,169.30	7.028800	1,069,567.58
	10,296,945.00	0.044797	461,272.25
	12,235,005.66	0.070390	861,222.05
	158,460,000.00	0.004860	770,115.60
	8,915,105.52	1.731930	15,440,338.70
	70,259.07	5.114200	359,318.94
	12,569.41	1.283150	16,128.44
			3,305,015,267.91
	463,136,499.89	7.028800	3,255,293,830.43
	333,994.56	8.235500	2,750,612.20

2025

	535,446,215.31	0.044797	23,986,384.11
	182,964.21	0.903220	165,256.93
	54,050.00	9.434600	509,940.13
	113,960,721.70	0.070390	8,021,695.20
	51,803,089.26	0.004860	251,763.01
	1,945,088.00	4.689200	9,120,906.65
	43,346.68	5.458600	236,612.19
	1,749,727.68	1.731930	3,030,405.86
	205,709.17	5.114200	1,052,037.84
	464,344.28	1.283150	595,823.36
			2,349,322.89
	241,236.12	7.028800	1,695,600.44
	36,065.00	0.044797	1,615.60
	294,180.38	0.070390	20,707.36
	400.00	0.004860	1.94
	361,452.02	1.731930	626,009.60
	4,199.00	1.283150	5,387.95

	1,511,833,145.87	1,277,363,717.26
	172,657,705.77	162,806,488.31
	6,317,948.32	6,588,890.11
	119,335,326.93	87,516,198.11
	26,177,762.47	29,187,255.25
	31,649,569.06	36,352,520.19
	8,482,015.51	6,588,036.65
	74,933,278.89	62,198,242.07
	1,951,386,752.82	1,668,601,347.95
	1,951,386,752.82	1,668,601,347.95

2025

			%									
			51.00									
			51.00									

2025

1 2025 4
2 2025 9
ENGINEERING doo Beograd-Novi Beograd
3 2025 10

WirelessMobility Automotive GmbH

WIRELESSMOBILITY AUTOMOTIVE

					(%)	
		5000			100.00	
		5000			100.00	
		500			100.00	
		20000			90.00	10.00
		1000			100.00	
		200			100.00	
		100				95.52
		250			60.00	8.00
		800			100.00	
		500			100.00	
		50			100.00	
		1			100.00	
		1				100.00
		98,651,493.28			90.00	10.00
Quectel Technologies		5			100.00	
Engedi		5				100.00
		6.8			100.00	
		150				100.00
		30				100.00
IOTRONIX		2500				100.00
Quectel Connectivity		2,939,250				100.00
IKOTEK USA		1				95.52
Ikotek		1000				95.52
		200				100.00
Engedi		500				100.00
Engedi		1000				100.00

2025

		100				20.00	
		100				100.00	

2025 11 QUECTEL IOT TECHNOLOGIES PTE. LTD.
Quectel Research & Development Center Europe Co. EVOLOGIC GMBH

3,036,120.96 2025 11 90% 10% 10% 365,562.17
2,681,691.77 354,429.19

/	
--	3,036,120.96
/	3,036,120.96
/	354,429.19
	2,681,691.77
	2,681,691.77

	/	/
--		
--		
--		
	39,240,649.97	39,361,954.07
--	-121,304.10	4,926.51
--		
--	-121,304.10	4,926.51

2025

2025 12 31
100
17,185,814.26

21,725,411.93 2024 12 31

2

	492,847,069.29	29,266,820.37	522,113,889.66	1,410,453,105.67	62,972,355.40	1,473,425,461.07
	2,521,283,744.26	578,443.38	2,521,862,187.64	2,112,231,381.85	254,292.74	2,112,485,674.59
	1,069,567.58	17,908,395.98	18,977,963.56	2,321,840.48	8,423,689.39	10,745,529.87
	3,015,200,381.13	47,753,659.73	3,062,954,040.86	3,525,006,328.00	71,650,337.53	3,596,656,665.53
	3,255,293,830.43	49,721,437.48	3,305,015,267.91	2,696,352,339.17	6,599,832.55	2,702,952,171.72
	1,695,600.44	653,722.45	2,349,322.89	1,932,686.16	366,164.31	2,298,850.47
	3,256,989,430.87	50,375,159.93	3,307,364,590.80	2,698,285,025.33	6,965,996.86	2,705,251,022.19

2025 12 31
5%

12,089,452.49 2024 12 31 41,336,065.12

3

		352,713,808.31		
		4,100,000.00		
		1,257,990,613.77		
		138,400,431.79		
	/	1,753,204,853.87	/	/

		1,257,990,613.77	
		138,400,431.79	
	/	1,396,391,045.56	

1.				
1				

2025

2				
3				
2.				
1				
2				
	16,870,586.76		45,039,534.48	61,910,121.24
1.				
2.				
3.				
1.				
2.				
			390,583,736.13	390,583,736.13
	16,870,586.76		435,623,270.61	452,493,857.37
1.				
2.				

2025

	2025	12	31	448,209
37.64	16,870,586.76			

15.62%

44,970,241

/

NETPRISMA SG PTE.LTD.	

NETPRISMA SG PTE.LTD.
2025 12

/

NETPRISMA SG PTE.LTD.		17,854,150.00			

/

NETPRISMA SG PTE.LTD.		87,117,468.30	63,958,571.84

/

/

/

/

/

2025

	474,000,000.00	2023-2-20	2028-2-23	
	400,000,000.00	2023-3-9	2024-3-8	
	180,000,000.00	2024-1-31	2027-12-30	
	400,000,000.00	2024-4-11	2025-4-10	

1 2023 2 20

30234000173

2025 12 31 0

2 2023 3 9

400,000,000.00

2023 3 9

2024 3 8

2025 12 31
0

3 2024 1 31

642054657D20230101

2025 12 31 0

4 2024 4 11

400,000,000.00

2024

4 11 2025 4 10

2025 12 31
0

/

2025

	41,674,731.64	28,296,991.90

	NETPRISMA SG PTE.LTD.			62,941,389.60	1,258,827.79

2025

	/
	Black-Scholes
	40,002,113.39

1	2022	4	148	/	2022	2026	
		2022			2025		-
13,531,225.83				-13,531,225.83			
2	2023	7	312	/	2024	2026	
		2023			2025		
16,198,682.32				16,198,682.32			
3							

1	2022	4	148	/	2022	2026	
		2022			2025		-
13,531,225.83				-13,531,225.83			
2	2023	7	312	/	2024	2026	
		2023			2025		
16,198,682.32				16,198,682.32			
				/			

2025

1 2025 12 31 101,263.02

2 2023 8 31

26-02] 2025 3 7 84/11 [SJS20005 SJSB00003

288 1-5 2025 12 31

210,814,565.62

615,761,388.71 2025 12 31

444,258,856.47

3 2021 10 14

100%

4

4

100%

2026 3

2020 12

10

2021

2025

2021 2

ITC

2022 7

ITC

Inter Partes Review

ITC

6 2025 10

10

1

FRAND

2

3

2026 3

2026 2

/

2025

2025 9

7,654.90

1

2

	109,372,899.22
	143,911,709.70

2025 10 3.8 10

4 2025 3 31 109,372,899.22 2025 287,823,419 2026

2025 8 13

2025 10 5.5 143,911,709.70 261,657,654

2025 8 28

3

4

2026 1 ()

20,000

5G AI AI

1	1	8,223,913,938.43	5,006,623,165.72
1	2	7,318,815.12	8,296,781.45
2	3	5,682,695.51	
3	4		1,131,755.00
4	5	1,131,755.00	
5			
		8,238,047,204.06	5,016,051,702.17

2025

/

			%	
Marelli Corporation	8,987,068.55	8,987,068.55	100.00	
	8,987,068.55	8,987,068.55	100.00	/

			%
1	2,088,040,369.96	41,760,807.40	2.00
1 2	7,318,815.12	365,940.76	5.00
2 3	5,555,710.51	555,571.05	10.00
3 4			
4	1,131,755.00	1,131,755.00	100.00
	2,102,046,650.59	43,814,074.21	

2025

		8,987,068.55			8,987,068.55	
	42,595,974.20	42,824,034.88	41,605,934.87		43,814,074.21	
	42,595,974.20	51,811,103.43	41,605,934.87		52,801,142.76	

				%	
	5,233,953,442.77		5,233,953,442.77	63.53	
	355,575,635.20		355,575,635.20	4.32	
	325,461,008.27		325,461,008.27	3.95	
	179,022,760.79		179,022,760.79	2.17	
	160,786,021.17		160,786,021.17	1.95	3,215,720.42
	6,254,798,868.20		6,254,798,868.20	75.92	3,215,720.42

	265,455,899.64	255,062,194.25
	265,455,899.64	255,062,194.25

2025

1

/

1	1	249,366,605.60	240,151,015.08
1	2	3,041,507.54	3,493,734.65
2	3	3,091,212.72	7,970,759.48
3	4	7,970,759.48	1,437,952.16
4	5	1,341,406.51	1,995,286.83
5		874,341.96	132,774.20
		265,685,833.81	255,181,522.40

		244,716,534.08	236,761,993.30
		19,811,257.13	17,636,957.81
		598,116.38	233,517.29
		559,926.22	549,054.00
		265,685,833.81	255,181,522.40

		119,328.15		119,328.15
		124,437.58		124,437.58
		13,831.56		13,831.56

2025

	229,934.17			229,934.17
--	------------	--	--	------------

	119,328.15	124,437.58	13,831.56			229,934.17
	119,328.15	124,437.58	13,831.56			229,934.17

		(%)			
	244,716,534.08	92.11		1	
	4,921,326.28	1.85		1 1,624,578.40 2-3 1,570,135 3-4 1,726,612.88	

	4,068,683.83	1.53		3-4 3,322,341.87 5 746,341.96	
Valeo Telematik and Akustik GmbH	1,525,920.00	0.57		3-4	
	801,393.64	0.30		1-2 353,104.54 2-3 149,314.20 3-4 298,974.90	
	256,033,857.83	96.36	/	/	

	598,507,769.69		598,507,769.69	591,942,613.64	591,942,613.64
	598,507,769.69		598,507,769.69	591,942,613.64	591,942,613.64

2025

/

	22,003,562,676.08	18,757,006,515.66	17,727,108,684.53	15,161,061,787.75
	22,003,562,676.08	18,757,006,515.66	17,727,108,684.53	15,161,061,787.75

	22,003,562,676.08	17,727,108,684.53
	22,003,562,676.08	17,727,108,684.53

	22,003,562,676.08	18,757,006,515.66
	22,003,562,676.08	18,757,006,515.66

FOB CIF C&F
DDP DDU

2025

	-19,679,277.12	-21,405.00
		24,651.50
	-19,679,277.12	3,246.50

	-5,425,689.77	

/

2025

	%		
	18.76	3.20	3.20
	18.11	3.09	3.09

2026 4 22